

+ Expand your scope

4KO^o scopes: optimized for 4K resolution imaging

Smith+Nephew

ARTHROSCOPES
Surgical Optics

LAPAROSCOPES
Surgical Optics

Visualization

Scope Portfolio

Smith+Nephew's new 4KO^o Arthroscopes and Laparoscopes are designed for use with either LENS HD or LENS 4K Surgical Imaging System to increase brightness^{1,2*}, optimize color transmission^{1,2,3**} and improve overall image quality.¹⁻¹⁰



+ Visualization

- Exceptional 4K UHD image quality^{7,8}
- Reduced instances of image clipping on surgical display when using 4KO VAS Scopes compared to HD VAS Scopes⁹
- Crisp Clear Image
- Over 1 billion colors create vivid images and color reproduction^{7,8}
- 4KO & HD Scopes provide improved image quality for both LENS HD and LENS 4K

+ Multispecialty

- Scopes for variety of procedures including general surgery and bariatrics
- Choice of Direct View and VAS coupling
- Direct View Scopes compatible with competitive visualization systems

+ Durability


- Stainless steel construction for durability and sterilization
- Sapphire distal lenses and rear ocular windows for scratch resistance
- Withstands autoclave, EtO and STERRADTM or STERISTM
- 40+ years of product service experience
- 98% of service requests addressed within 1 day on average

*Applies to 4mm DV and VAS Scopes **Applies to 4mm DV and VAS scopes as well as 2.7mm VAS Scopes

+ New design features

- Round tip designed to minimize the risk of iatrogenic injury
- Newly designed VAS focus ring designed to improve ease of adjustment during surgical use

70° traditional tip



70° rounded tip



Smaller focus ring



+ 4KO[◇] Scopes
Optimized Imaging and Design

4KO video arthroscopes have

21%

minimum increase in resolution as compared to S+N high definition video arthroscopes⁴

4KO direct view arthroscopes have

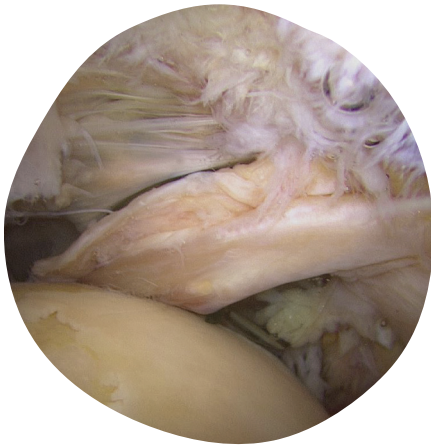
30%

minimum increase in resolution as compared to S+N high definition direct view arthroscopes⁴

4KO arthroscopes have

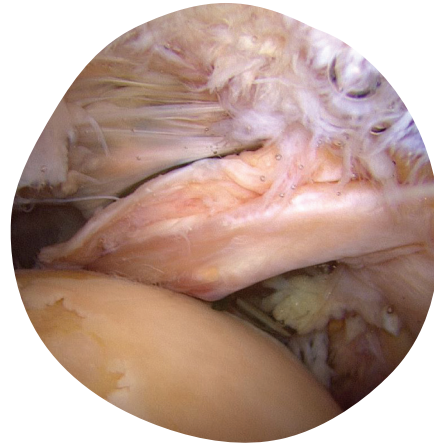
73%

minimum increase in line pairs per field than the specification of S+N high definition scopes⁴



Before

LENS HD image with S+N
4mm 30° HD scope



After

LENS HD image with S+N
4mm 30° 4KO scope

4mm 4KO video arthroscopes and direct view arthroscopes provide improved resolution even at the edge of the anatomic display⁴



Designed for superior performance and lasting durability

Ordering information

Small Joint

Reference	Description
7208133	HD VAS, 1.9mm x 30° x 62mm, non-A/C
72205143	HD VAS, 2.7mm x 30° x 120mm
72205144	HD VAS, 2.7mm x 30° x 67mm
72205145	HD VAS, 2.7mm x 70° x 70mm
4184	HD DV, 1.9mm x 30° x 67mm, non-A/C
7205681	HD DV, 2.7mm x 30° x 119mm
7205682	HD DV, 2.7mm x 30° x 67mm
72200733	HD DV, 2.7mm x 70° x 119mm
3948	HD DV, 2.7mm x 70° x 70mm, non-A/C
4144	HD DV, 4.0mm x 30° x 106mm, non-A/C

Ear + Nose + Throat

72205072	HD DV, 4.0mm x 0° x 185mm
72205073	HD DV, 4.0mm x 30° x 185mm
72205074	HD DV, 4.0mm x 30° x 185mm, reverse post
72205075	HD DV, 4.0mm x 45° x 185mm
72205076	HD DV, 4.0mm x 70° x 185mm
72205077	HD DV, 4.0mm x 70° x 185mm, reverse post

Shoulder + Hip + Knee

72205149	4KO VAS 4.0mm x 30° x 160mm
72205150	4KO VAS 4.0mm x 70° x 160mm, round tip
72202958	HD VAS 4.0mm x 70° x 157mm
72202963	HD VAS 4.0mm x 30° x 160mm, reverse post, non-A/C
72202964	HD VAS 4.0mm x 70° x 160mm, reverse post, non-A/C
72205153	4KO DV 4.0mm x 0° x 160mm
72205154	4KO DV 4.0mm x 30° x 160mm
72205155	4KO DV 4.0mm x 70° x 160mm, round tip

Shoulder + Hip + Knee

Reference	Description
72205156	4KO DV 4.0mm x 45° x 160mm
72201845	HD DV 4.0mm 30° x 157mm, reverse post
72202088	HD DV 4.0mm x 70° x 160mm
7208132	HD DV 4.0mm x 30° x 175mm
72201597	HD DV HIP Scope 4.0mm x 30° x 278mm
72201598	HD DV HIP Scope 4.0mm x 70° x 280mm

Laparoscopes

72205157	4KO Laparoscope, 5.5mm x 0° x 300mm
72205158	4KO Laparoscope, 5.5mm x 30° x 300mm
72205159	4KO Laparoscope, 5.5mm x 45° x 300mm
72205163	4KO Laparoscope, 10mm x 0° x 330mm
72205164	4KO Laparoscope, 10mm x 30° x 330mm
72205165	4KO Laparoscope, 10mm x 45° x 330mm

Bariatric Laparoscopes

72205160	4KO Bariatric Laparoscope, 5.5mm x 0° x 424mm
72205161	4KO Bariatric Laparoscope, 5.5mm x 30° x 424mm
72205162	4KO Bariatric Laparoscope, 5.5mm x 45° x 425mm
72205166	4KO Bariatric Laparoscope, 10mm x 0° x 455mm
72205167	4KO Bariatric Laparoscope, 10mm x 30° x 455mm
72205168	4KO Bariatric Laparoscope, 10mm x 45° x 455mm

Learn more at smith-nephew.com

Sports Medicine
Smith & Nephew, Inc.
150 Minuteman Road
Andover, MA 01810

www.smith-nephew.com
T +978 749 1000
US Customer Service:
+1 800 343 5717

°Trademark of Smith+Nephew.
All trademarks acknowledged.
©2020 Smith+Nephew. All rights reserved. Printed in USA. 24976 V1 11/20

References

1. Smith+Nephew data on file 15008166 (4mm VAS), 04/20 2. S+N data on file 15008167 (4mm Direct View), 04/20 3. S+N data on file 15008165 (2.7mm HD VAS) is HD resolution, 04/20 4. S+N data on file 15010420 REV A 10/20 5. S+N data on file 15008168 (all 5.5mm), 04/20. 6. S+N data on file 15008169 (all 10mm), 04/20. 7. S+N 2019. LENS 4K User Needs Design Validation 15008697 B. 8. S+N 2019. LENS 4K Image Quality Test. 15007295 A. 9. S+N data on file 15010292 (4mm VAS, 4mm Direct View) 10. S+N 2016.Limited Commercial Release: LENS Surgical Imaging System.